

Extra Curricular Activities (ECA) Student Sign Up Procedures

3rd Session

Sign Up Date: Jan 19th – 26th, 08

Dear Parent/ Guardian,

Our ECA programme at NIST has a large range and diversity of activities available to our students. Students who participate in our ECA programme are rewarded by enjoying, enhanced skill development, the learning of new and different activities and an opportunity to share with their peers enjoyment, excitement & challenges not normally available in the classroom.

(1) 1.1 Open NIST Website @ <http://www.nist.ac.th>

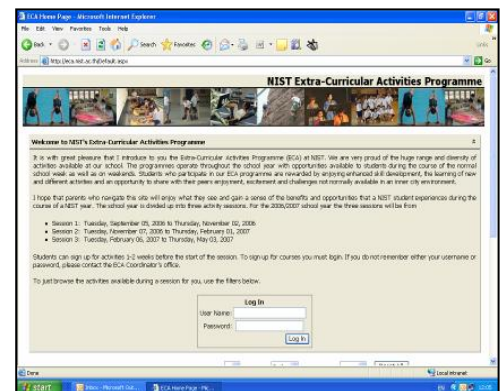
2.1 Click "Extra-Curricular Activities" (Left)



(2) Log in your User Name + Password

Year 2-7 – User Name (Library Number)
Password (Library Number)

Year 8-13 – User Name (Library Number)
Password (CAS Password)



(3) 5.1 To signup click on the "Signup" button.

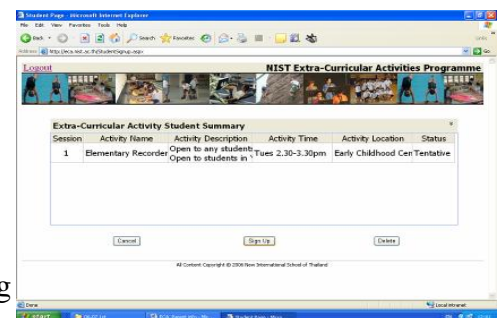
5.2 To remove activities you have already signed up for, click on the activity. When selected, it should turn red.

Then click on the "Delete" button.

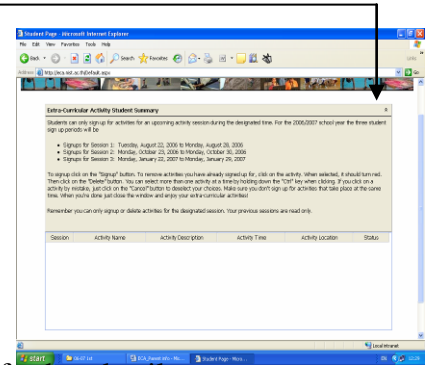
*You can select more than one activity at a time by holding

down the "Ctrl" key when clicking. If you click on a activity by mistake, just click on the

"Cancel" button to deselect your choices. Make sure you don't sign up for activities that take place at the same time.



(4) Please click  to see the instructions.



(5) Please contact Activities Office or email eca@nist.ac.th if you need further details.

(6) Selections start **Jan 19th – 26th, 08**. Please complete your selection by **Jan 26th, 08**.

What Happens next!

- Parents & Students can Log In to check their activities on Feb 1st, 08.
- If you have been [accepted](#) for an activity – **Accepted** will be displayed on the page.