

# NIST Portal Access



- ACADEMIC
  - IB Curriculum
  - PYP - Primary Years
  - MYP - Lower Secondary



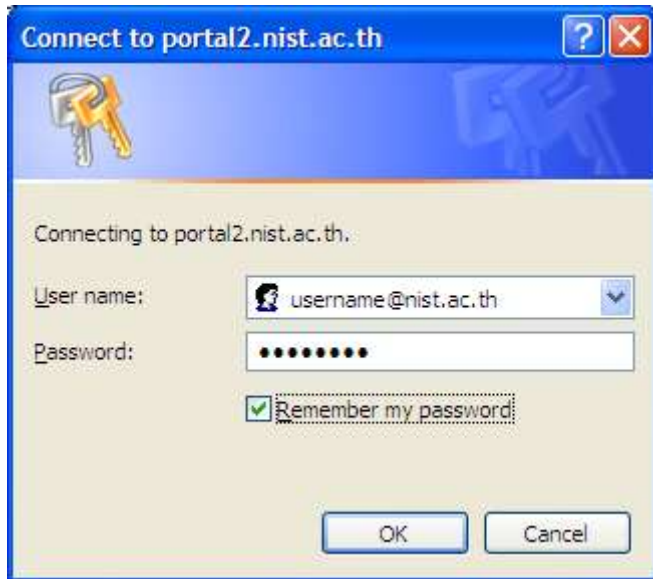
From the NIST web site you can access the School Portal.

The portal contains Announcements, Calendars, Curriculum, and lots more information for the NIST community.

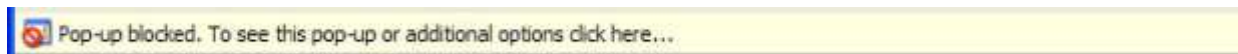
You will need a username and password to gain access.

**Parents:**  
Username= F1234@nist.ac.th (where 1234 is your family #)  
Password = (sent to you by email)

**Students**  
Username : 15JoeS@nist.ac.th  
Password: (usual password)



To be able to log on to the Portal you need to be able to see this **pop-up** log-in box



If you have a pop-up blocker enabled, the log-in box will not appear, and you will see a warning like this in your browser. The following pages outline how to turn off pop-up blockers.

## Turning off browser pop-up blockers:

### Internet Explorer (PC)

Select **Tools - Pop-up Blocker - Turn Off Pop-up Blocker**



### Safari (Mac)

Select **Safari** from the menu bar; then uncheck **Block Pop-Up Windows**.



---

## Firefox (PC)

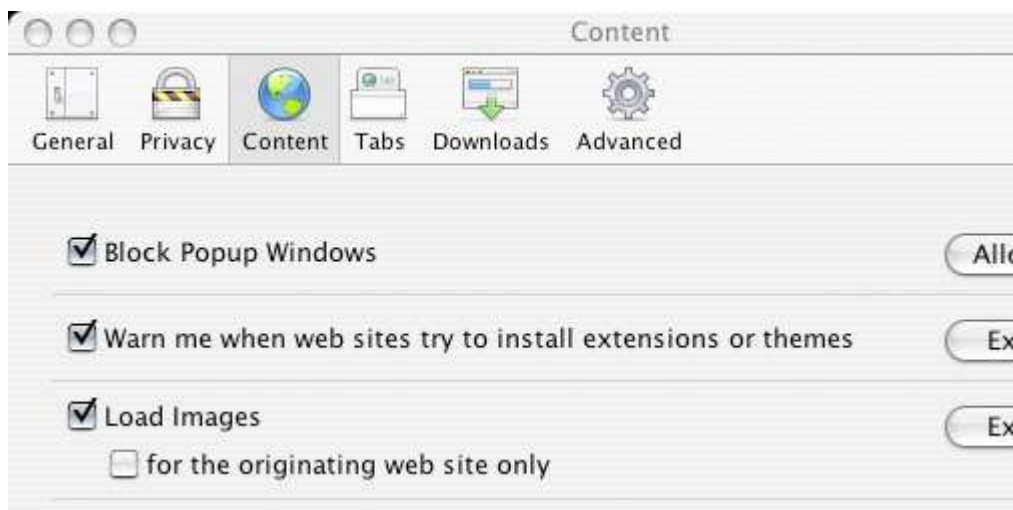
Select **Tools - Options - Web Features**; then uncheck **Block Popup Windows**.



---

## Firefox (Mac)

Select **Firefox - Preferences - Content**, then uncheck **Block Popup Windows**.



---

## Others

Browser add-ons such as the Yahoo and Google toolbars add pop-up blockers which may be on by default. Make sure to disable these as well.

### Google Toolbar Pop-Up Blocker:

With the pop-up blocker included with the Google Toolbar and most toolbars like it, the Pop-Up blocker is either on or off. You can't configure it to allow pop-ups from certain sites. In this case, you want to turn it off. If you wish to, once you're done checking your email, you can turn it back on again.

Click on the "Google" button and click on "Options."

Uncheck the "Popup Blocker" box. Hit "OK"

